



USER'S MANUAL



BACKLIT MULTIMEDIA KEYBOARD

**COMFORT 7000
BACKLIT**

Congratulations on purchasing the TM REAL-EL keyboard!

Please read this User's Manual before using the unit and retain this User's Manual in safe place for future reference.

COPYRIGHT

© 2016. ENEL GROUP OU.

This Manual and information contained in it are copyrighted. All rights reserved.

TRADEMARKS

All trademarks are the property of their legal holders.

PACKAGE CONTENTS

- Keyboard – 1 pc
- User's Manual – 1 pc
- Warranty card – 1 pc

SPECIAL FEATURES

- Multicolor key backlit
- Comfortable and soft keys
- Suitable for gamers
- 19 keys anti-ghosting
- Win lock function with LED indication


SYSTEM REQUIREMENTS

- OC Windows XP/Vista/7/8/10.
- Free USB port.

DESCRIPTION OF SHORTCUT BUTTONS FUNCTIONS

Fn + F1  Start media player


Fn + F7  Play / Pause

Fn + F2  Volume up

Fn + F8  Go to next track

Fn + F3  Volume down


Fn + F9  Start e-mail program

Fn + F4  Mute on sound volume

Fn + F10  Open home web page






Fn + F5  Stop to playing

Fn + F11  Blocking of all keys

Fn + F6  Go to previous track

Fn + F12  Start / Close Calculator

INSTALLATION

- Connect the keyboard to an available USB port of your PC. Installation of the keyboard is automatic after its connection to a PC USB port.
- To activate the Winlock function, it is necessary simultaneously to press the keys of “Fn” and . The overstrike of these keys turns off the Winlock function.
- To include backlit, it is necessary to press the  On/off key. It is possible to increase or decrease the level of backlit simultaneous pressure of the keys “Fn” and accordingly Page Up  / Page Up - on a keyboard. Pressure of the  On/off key turns off backlit.
- To include Multimedia, Windows appendixes and Internet, it is necessary to press the “Fn” key + one of the keys of fast access to Multimedia and Internet (see description is higher).

TROUBLESHOOTING

Problem	Solution
The keyboard is not working.	<ol style="list-style-type: none"> 1. Disconnect the keyboard from your PC and check connector pins for possible damage. If there is no external damage found and connector pins are OK, connect the keyboard to your PC again. 2. We recommend to address the nearest authorized service center.

TECHNICAL SPECIFICATIONS

Parameter, measurement unit	Value
Q-ty of keyboard keys	104
Q-ty of shortcut buttons	12 Fn
Keyboard layout	Rus/Ukr/Eng
OS compatibility	Windows XP/Vista/7/8/10
Interface	USB
Error-free running time	more than 10,000,000 strokes
Dimensions (W × H × L), mm	442 × 40 × 138
Weight, g	550

Notes:

- **Technical specifications given in this table are supplemental information and cannot give occasion to claims.**
- **Technical specifications and package contents are subject to change without notice due to improvement of TM REAL-EL production.**



Model: **Comfort 7000 Backlit**

Manufacturer: ENEL GROUP OU, Katusepapi tn 6, Lasnamäe district, Tallinn city, Harju county, 11412, Estonia. Made in China.

© **Registered Trademark of ENEL GROUP OU. Estonia.**